

THE MWA LAND REVIEW

Highlighting Illinois Farmland Sales

November 2024 Edition

(800)607-6888 . murraywiseassociates.com . info@mwallc.com

Sales from September 2024 - November 2024

Click the outline of the state below to see specific tract location






Cass County, IL

- \$15,300 per acre: Philadelphia Township - 147 acres - 135 PI - \$113/PI
- \$13,900 per acre: Sangamon Valley Township - 207 acres - 123 PI - \$113/PI



Champaign County, IL

- \$17,100 per acre: Colfax Township - 62.59 acres - 143 PI - \$120/PI 
- \$16,600 per acre: Colfax Township - 110 acres - 143 PI - \$116/PI 
- \$13,200 per acre: Harwood Township - 82 acres - 120 PI - \$110/PI 



Cumberland County, IL

- \$12,600 per acre: Crooked Creek Township - 82 acres - 99 PI - \$127/PI



De Witt County, IL

- \$17,100 per acre: Santa Anna Township - 79.99 acres - 141 PI - \$121/PI
- \$16,500 per acre: Rutledge Township - 239.82 acres - 140 PI - \$118/PI



Ford County, IL

- \$15,100 per acre: Mona Township - 162.36 acres - 135 PI - \$112/PI
- \$14,700 per acre: Mona Township - 160.95 acres - 136 PI - \$108/PI



Hancock County, IL

- \$17,750 per acre: Harmony Township - 47.63 acres - 128 PI - \$139/PI
- \$15,000 per acre: Harmony Township - 163.36 acres - 137 PI - \$109/PI
- \$13,700 per acre: Harmony Township - 32.32 acres - 117 PI - \$117/PI



The information contained in this report was obtained from publicly available sources and is believed to be accurate, but no liability for accuracy, errors or omissions is assumed by Murray Wise Associates LLC.

THE MWA LAND REVIEW

Highlighting Illinois Farmland Sales

November 2024 Edition

(800)607-6888 . murraywiseassociates.com . info@mwallc.com

Sales from September 2024 - November 2024

Click the outline of the state below to see specific tract location




Hancock County, IL #2

- \$13,400 per acre: Harmony Township - 78.14 acres - 120 PI - \$112/PI
- \$9,100 per acre: Bear Creek Township - 41 acres - 113 PI - \$81/PI
- \$8,700 per acre: Bear Creek Township - 39 acres - 105 PI - \$83/PI



Henry County, IL

- \$13,400 per acre: Atkinson Township - 63.2 acres - 138 PI - \$97/PI
- \$12,600 per acre: Atkinson Township - 80.66 acres - 125 PI - \$101/PI 



Lasalle County, IL

- \$12,500 per acre: Brookfield Township - 237.40 acres - 118 PI - \$106/PI



Livingston County, IL

- \$16,800 per acre: Waldo Township - 40 acres - 136 PI - \$124/PI
- \$13,600 per acre: Waldo Township - 150 acres - 126 PI - \$108/PI



Mason County, IL

- \$6,400 per acre: Quiver Township - 160.95 acres - 79 PI - \$81/PI
- \$5,700 per acre: Quiver Township - 171.03 acres - 84 PI - \$68/PI



McDonough County, IL

- \$23,500 per acre: Eldorado Township - 82.19 acres - 142 PI - \$165/PI
- \$22,750 per acre: Eldorado Township - 81.95 acres - 142 PI - \$160/PI
- \$22,300 per acre: Eldorado Township - 81.82 acres - 142 PI - \$157/PI



The information contained in this report was obtained from publicly available sources and is believed to be accurate, but no liability for accuracy, errors or omissions is assumed by Murray Wise Associates LLC.

THE MWA LAND REVIEW

Highlighting Illinois Farmland Sales

November 2024 Edition

(800)607-6888 . murraywiseassociates.com . info@mwallc.com

Sales from September 2024 - November 2024

Click the outline of the state below to see specific tract location



McDonough County, IL #2

- \$21,900 per acre: Industry Township - 171.93 acres - 142 PI - \$154/PI
- \$15,000 per acre: Hire Township - 138.61 acres - 142 PI - \$106/PI
- \$7,500 per acre: Industry Township - 75.83 acres - 125 PI - \$60/PI



McLean County, IL

- \$18,700 per acre: Gridley Township - 80 acres - 140 PI - \$134/PI
- \$17,400 per acre: Gridley Township - 44.58 acres - 133 PI - \$131/PI
- \$17,000 per acre: Empire Township - 130.87 acres - 140 PI - \$121/PI



Menard County, IL

- \$16,300 per acre: Petersburg E No. 13 Township - 56 acres - 139 PI - \$117/PI
- \$15,500 per acre: Petersburg E No. 13 Township - 40 acres - 133 PI - \$117/PI
- \$15,300 per acre: Tallula No. 13 Township - 39.01 acres - 136 PI - \$113/PI



Peoria County, IL

- \$18,500 per acre: Medina Township - 39.08 acres - 136 PI - \$36/PI
- \$10,450 per acre: Akron Township - 148.94 acres - 108 PI - \$97/PI



Piatt County, IL

- \$17,100 per acre: Bement Township - 77.67 acres - 137 PI - \$125/PI
- \$16,000 per acre: Bement Township - 32.32 acres - 139 PI - \$115/PI
- \$13,200 per acre: Bement Township - 79.73 acres - 136 PI - \$97/PI



Sangamon County, IL

- \$12,600 per acre: Pawnee Township - 149.5 acres - 129 PI - \$98/PI



The information contained in this report was obtained from publicly available sources and is believed to be accurate, but no liability for accuracy, errors or omissions is assumed by Murray Wise Associates LLC.

THE MWA LAND REVIEW

Highlighting Illinois Farmland Sales

November 2024 Edition

(800)607-6888 . murraywiseassociates.com . info@mwallc.com

Sales from September 2024 - November 2024

Click the outline of the state below to see specific tract location



Shelby County, IL

- \$20,400 per acre: Penn Township - 160.8 acres - 144 PI - \$142/PI






Stark County, IL

- \$16,700 per acre: Essex Township - 79.5 acres - 123 PI - \$136/PI



Stephenson County, IL

- \$10,100 per acre: Ridott Township - 112 acres - 115 PI - \$88/PI 
- \$9,800 per acre: Rock Run Township - 20 acres - 115 PI - \$85/PI 
- \$9,100 per acre: Rock Run Township - 131 acres - 113 PI - \$81/PI 



Tazewell County, IL

- \$20,600 per acre: Little Mackinaw Township - 78 acres - 142 PI - \$145/PI
- \$7,600 per acre: Hopedale Township - 91.92 acres - 115 PI - \$66/PI



Woodford County, IL

- \$15,600 per acre: Roanoke Township - 148 acres - 142 PI - \$110/PI

Soil Class/Price Averages

Class A *133-147 PI - 2,793.45 total acres - \$17,310.71 - \$124/PI

Class B *117-132 PI - 1,219.86 total acres - \$13,404.55 - \$109/PI

Class C *Below 117 PI - 998.13 total acres - \$8,955.00 - \$86/PI



The information contained in this report was obtained from publicly available sources and is believed to be accurate, but no liability for accuracy, errors or omissions is assumed by Murray Wise Associates LLC.